



Arab Fire Safety and Security Academy (AFSSAC)
DRIVER OPERATOR/PUMPER
PERFORMANCE STANDARDS
NFPA 1002, 2017 Edition

SKILL SHEET PACKAGE

Based on NFPA 1002: Standard for fire Apparatus
Driver/Operator Professional Qualifications, 2017 Edition

June 2016



Arab Fire Safety and Security Academy (AFSSAC)
DRIVER OPERATOR/PUMPER
PERFORMANCE STANDARDS
NFPA 1002, 2017 Edition

Performance Test # 1

Maintenance

PERFORMANCE STANDARD

NFPA 1002-2017, 4.2.1, 4.2.2, 5.1.1

Perform Routine Tests, Inspections, and Servicing Functions

Document Routine Tests, Inspections, and Servicing Functions

Perform Routine Tests, Inspections, and Servicing Functions on Pumper-Specific Equipment

INSTRUCTIONS

At this station, you will be required to inspect a fire department pumper and all its on-board, integral sub-systems. You will use the provided checklist and whatever hand tools which may be required to perform those checks. You should correct any deficiencies noted that are allowed by your departmental maintenance SOPs. You must appropriately annotate the inspection checklist. This is **not** a timed event, but you should complete the assignment as expeditiously as possible.

EXAMINER NOTE

The Driver/Operator-Pumper candidate will not be allowed to review the performance steps at the time of testing.

PREPARATION & EQUIPMENT

Station uniform
Fire department pumper
Inspection checklist
Hand tools
Inspection checklist
Departmental maintenance SOPs



Arab Fire Safety and Security Academy (AFSSAC)
DRIVER OPERATOR/PUMPER
PERFORMANCE STANDARDS
NFPA 1002, 2017 Edition

Candidate: _____ **Notes:** _____

Training Provider: _____

Test Site: _____

Examiner: _____

NFPA 1002-2017, 4.2.1, 4.2.2, 5.1.1	<u>TEST</u>	<u>RETEST</u>
Performance Test # 1	Scored points	Scored points
Use hand tools and equipment.....3pts		
Recognize system problems.....3pts		
Correct deficiencies noted.....3pts		
Use hand tools.....3pts		
Recognize system problems.....3pts		
Correct deficiencies noted.....3pts		
The candidate shall safely performs the following steps:		
Tests batteries.....2pts		
Tests braking system.....2pts		
Tests coolant system.....2pts		
Tests electrical system.....2pts		
Checks fuel.....2pts		
Checks hydraulic fluids.....2pts		
Checks oil.....2pts		
Checks tires.....2pts		
Checks steering system.....2pts		
Inspect belts.....2pts		
Inspects, tools, appliances, and equipment.....2pts		
Documents on Fire Department form.....2pts		
Total Score		
RESULT	<input type="checkbox"/> pass	<input type="checkbox"/> fail

Required to pass:

Candidate must receive a mandatory score of 40 out of 42 points for passing.

Proctor Comments:

Proctor (Print & Sign): _____ **Date** _____

Re-Test Proctor (Print & Sign): _____ **Date** _____

Re-Test candidate (Print & Sign): _____ **Date** _____



Arab Fire Safety and Security Academy (AFSSAC)
DRIVER OPERATOR/PUMPER
PERFORMANCE STANDARDS
NEPA 1002, 2017 Edition

Fire Department Pumper Maintenance Checklist			
OK	Needs Service	Item or System	Comments
		Automotive Systems	
_____	_____	Battery or batteries	
_____	_____	Braking system	
_____	_____	Coolant system	
_____	_____	Electrical system	
_____	_____	Fuel	
_____	_____	Hydraulic fluids (cab raising pump, etc.)	
_____	_____	Transmission fluid	
_____	_____	Lubrication	
_____	_____	Oil	
_____	_____	Tires	
_____	_____	Steering system	
_____	_____	Belts	
_____	_____	Lights (headlights, parking lights, brake lights, back-up lights,	
turn	_____	signal)	
_____	_____	Emergency lights & siren	
		Pumper-Specific Systems	
_____	_____	Exercised all valves	
_____	_____	Pump primer oil	
_____	_____	Hydraulic fluids (ladder rack, etc.)	
_____	_____	Generator fluids	
_____	_____	Extrication power unit fluids	
_____	_____	Gas-powered saws fluids	
_____	_____	Gas-powered ventilation fan fluids	
_____	_____	All on-board equipment properly secured	
_____	_____	Water tank and other extinguishing agent levels (if applicable)	
_____	_____	Pumping systems	
_____	_____	Foam systems	
Truck Number _____	Verified By _____	Date _____	Time _____



Arab Fire Safety and Security Academy (AFSSAC)
DRIVER OPERATOR/PUMPER
PERFORMANCE STANDARDS
NFPA 1002, 2017 Edition

Performance Test # 2

Road Course

PERFORMANCE STANDARD

NFPA 1002-2017, 4.3.1, 4.3.7

Operate a Fire Department Vehicle

Operate All Fixed Systems & Equipment on a Fire Department Vehicle

INSTRUCTIONS

At this station, you will be required to safely operate a fire department pumper over a predetermined route on public roads. I will ride with you and give you verbal directions. Be sure to observe and obey all applicable traffic laws and department regulations while operating the vehicle. There will **NOT** be any emergency driving during the course of this skill station.

Upon completion of the road driving portion of this skill set, you will operate all fixed systems on this apparatus. This is **not** a timed event, but you should complete the assignment as expeditiously as possible, **without** breaking any speed limits.

EXAMINER NOTE

The Driver/Operator-Pumper candidate will not be allowed to review the performance steps at the time of testing.

PREPARATION & EQUIPMENT

Station uniform
Valid driver's license
Fire department pumper
Specified road course



Arab Fire Safety and Security Academy (AFSSAC)
DRIVER OPERATOR/PUMPER
PERFORMANCE STANDARDS
NFPA 1002, 2017 Edition

Candidate: _____ **Notes:** _____

Training Provider: _____

Test Site: _____

Examiner: _____

	<u>TEST</u>	<u>RETEST</u>
NFPA 1002-2017, 4.3.1, 4.3.7	Scored points	Scored points
Performance Test # 2		
1. Possessed valid driver's license in accordance with department SOP..2pts		
2. Operated passenger restraint devices.....2pts		
3. Ensured all occupants were seated and restrained.....2pts		
4. Maintained safe following distances.....2pts		
5. Maintained control of vehicle while accelerating, decelerating, and turning.....2pts		
6. Used automotive gauges and controls.....1pt		
7. Used turn signals.....2pts		
8. Operated within all traffic laws and department SOPs.....2pts		
9. Performed all required maneuvers on predetermined route.....12pts		
a. Four left turns.....1pt		
b. Four right turns.....1pt		
c. Straight section of business street or two-lane rural road at least 1 mile long.....1pt		
d. One through intersection.....1pt		
e. Two intersections where a stop has to be made.....1pt		
f. One railroad crossing (<i>may be simulated/designated if no track in district</i>).....1pt		
g. One curve, either left or right.....1pt		
h. Section of limited-access highway with conventional entrance/exit ramps.1pt		
i. Two lane changes on highway.....1pt		
j. Downgrade steep enough to require down-shifting and braking.....1pt		
k. Upgrade steep enough and long enough to require gear changing...1pt		
l. Underpass or a low clearance or bridge.....2pts		



Arab Fire Safety and Security Academy (AFSSAC)
DRIVER OPERATOR/PUMPER
PERFORMANCE STANDARDS
NEPA 1002, 2017 Edition

10. Deployed, energized, & monitored system or equipment.....7pts				
a. Generator.....1pt				
b. Floodlights.....1pt				
c. Air compressor.....1pt				
d. Air cascade system.....1pt				
e. Hydraulic rescue tools & power unit.....1pt				
f. Power reels for air, hydraulic, or electrical lines.....1pt				
g. Hydraulic ladder racks.....1pt				
11. Recognize & correct system problems.....2pts				
Total Score				
RESULT	<input type="checkbox"/> pass	<input type="checkbox"/> fail	<input type="checkbox"/> pass	<input type="checkbox"/> fail

Required to pass:

Candidate must receive a mandatory score of 64 out of 66 points for passing.

Proctor Comments:

Proctor (Print & Sign): _____ **Date** _____

Re-Test Proctor (Print & Sign): _____ **Date** _____

Re-Test candidate (Print & Sign): _____ **Date** _____



Arab Fire Safety and Security Academy (AFSSAC)
DRIVER OPERATOR/PUMPER
PERFORMANCE STANDARDS
NFPA 1002, 2017 Edition

Performance Test # 3

Driving – Cone Course

PERFORMANCE STANDARD

NFPA 1002-2017, 4.3.2, 4.3.3, 4.3.4, 4.3.5, 4.3.6

Back a fire department vehicle into a restricted area

Maneuver a fire department vehicle around obstructions

Turn a fire department vehicle 180 degrees within a confined space

Maneuver a fire department vehicle in areas with restricted horizontal and vertical clearances

Operate a Fire Department Vehicle Using Defensive Driving Techniques Under Emergency Conditions

INSTRUCTIONS

At this station, you will be required to operate a fire department pumper through various situations that simulate actual driving situations. I will give you specific instructions at the beginning of each event. You will have a spotter available to you. No one else will be in the truck cab with you during this station. If you strike any of the cones, that constitutes a failure at that event. This is **not** a timed event, but you should complete the assignment as expeditiously as possible

EXAMINER NOTE

The Driver/Operator-Pumper candidate will not be allowed to review the performance steps at the time of testing.

PREPARATION & EQUIPMENT

Station uniform
Valid driver's license
Fire department pumper
Cones
Spotter
Event specifications
Closed-course driving area



Arab Fire Safety and Security Academy (AFSSAC)
DRIVER OPERATOR/PUMPER
PERFORMANCE STANDARDS
NFPA 1002, 2017 Edition

Candidate: _____ **Notes:** _____

Training Provider: _____

Test Site: _____

Examiner: _____

NFPA 1002-2017, 4.3.2, 4.3.3, 4.3.4, 4.3.5, 4.3.6	<u>TEST</u>		<u>RETEST</u>	
Performance Test # 3	Scored points		Scored points	
1. Possessed valid driver's license in accordance with department SOP..2pts				
2. Operated passenger restraint devices.....2pts				
3. Used mirrors & judged vehicle clearance:				
a. Backed into a restricted area.....2pts				
b. Maneuvered around obstructions.....2pts				
c. Turned 180 degrees within a confined space.....2pts				
d. Maneuvered in areas with restricted horizontal & vertical conditions.....2pts				
Total Score				
RESULT	<input type="checkbox"/> pass	<input type="checkbox"/> fail	<input type="checkbox"/> pass	<input type="checkbox"/> fail

Required to pass:

Candidate must receive a mandatory score of 10 out of 12 points for passing.

Proctor Comments:

Proctor (Print & Sign): _____ **Date** _____

Re-Test Proctor (Print & Sign): _____ **Date** _____

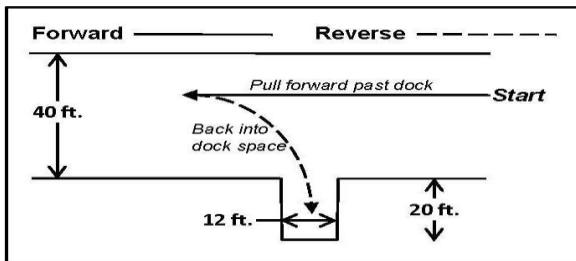
Re-Test candidate (Print & Sign): _____ **Date** _____



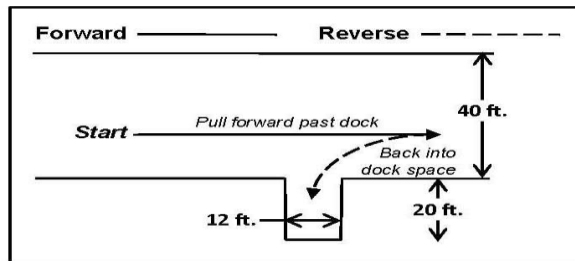
Arab Fire Safety and Security Academy (AFSSAC)
DRIVER OPERATOR/PUMPER
PERFORMANCE STANDARDS
NEPA 1002, 2017 Edition

Event 3a – Back into a restricted space

This exercise measures a driver's ability to drive past a simulated dock or stall, back the apparatus into the space provided, and stop smoothly. A dock or stall can be simulated by arranging barricades 40 ft. from a boundary line. These barricades should be 12 ft. apart, and the length should be approximately 20 ft. The driver should pass the barricades with the dock on the left and then back the apparatus, using a left turn, into the stall. The exercise should then be **repeated** with the dock on the right side, using a right turn.



Step 1



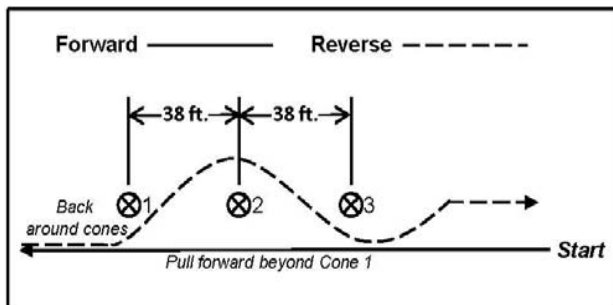
Step 2

Event 3b – Maneuver around obstacles

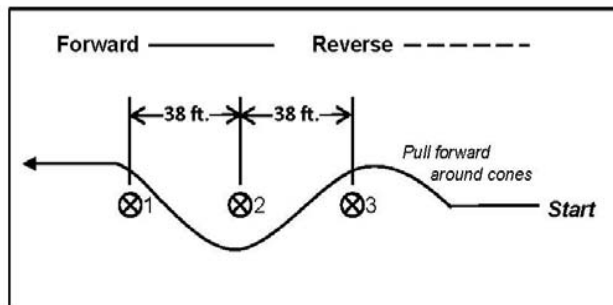
This exercise measures a driver's ability to steer the apparatus in close limits without stopping. The exercise should be conducted with the apparatus moving **first** backward, **then** forward. The course or path of travel for this exercise can be established by placing a minimum of three markers, each spaced 38 ft. apart, in a line. Adequate space must be provided on each side of the markers for the apparatus to move freely.

The driver should drive the apparatus along the left side of the markers in a straight line and stop just beyond the last marker. The driver then should begin the exercise by backing the apparatus between the markers by passing to the left of marker No. 1, to the right of marker No. 2, and to the left of marker No. 3.

At this point, the driver should stop the vehicle and then drive it forward between the markers by passing to the right of marker No. 3, to the left of marker No. 2, and to the right of marker No. 1



Step 1



Step 2

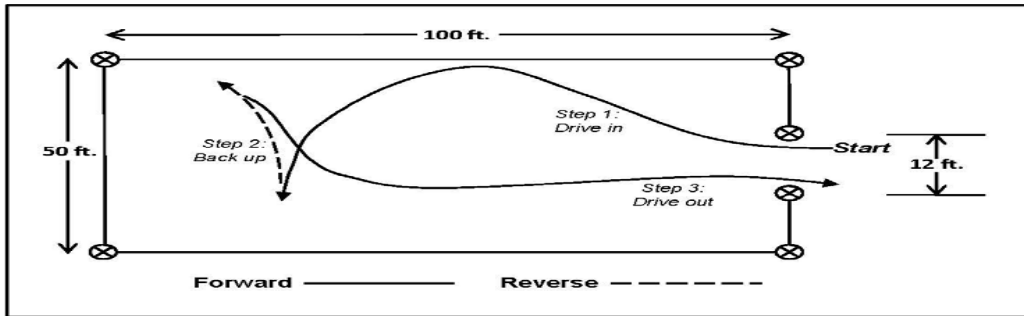


Arab Fire Safety and Security Academy (AFSSAC)
DRIVER OPERATOR/PUMPER
PERFORMANCE STANDARDS
NEPA 1002, 2017 Edition

Event 3c – Turned 180 degrees within a confined space

This exercise measures the driver’s ability to turn the vehicle around in a confined space without striking obstacles. The turn is accomplished within an area 50 ft. 100 ft. The driver moves into the area from a 12 ft. opening in the center of one of the 50 ft. legs, turns the vehicle 180 degrees, and returns through the opening. There is **no limitation** on the number of times the driver has to maneuver the vehicle to accomplish this exercise, but **no portion** of the vehicle should extend over the boundary lines of the space.

opening in the center of one of the 50 ft. legs, turns the vehicle 180 degrees, and returns through the opening. There is **no limitation** on the number of times the driver has to maneuver the vehicle to accomplish this exercise, but **no portion** of the vehicle should extend over the boundary lines of the space.



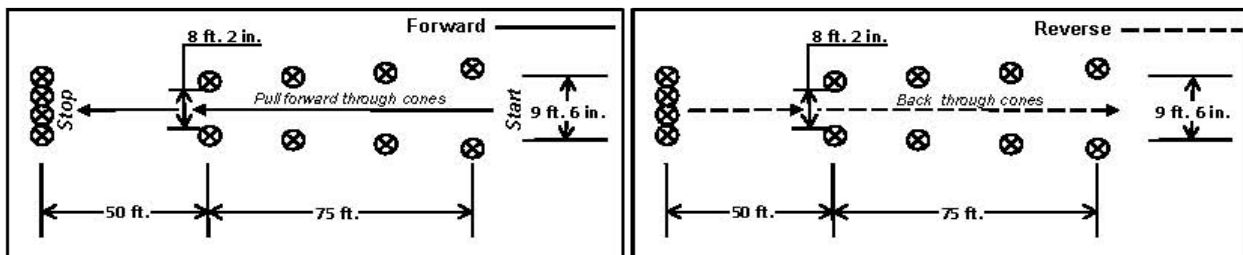
Event 3d – Maneuvered in areas with restricted horizontal & vertical conditions

This exercise measures a driver’s ability to steer the apparatus in a straight line, to judge distances from wheel to object, and to stop at a finish line. The speed at which a driver should operate the apparatus is optional, but it should be great enough to necessitate quick judgment. This exercise is to be performed **both** forward and in reverse with a spotter.

The course for this exercise is created by arranging two rows of markers to form a lane 22.9 m (75 ft) long.

The lane varies in width from 9 ft. 6 in. to a diminishing clearance of 8 ft. 2 in. The driver should maneuver the apparatus through this lane without touching the markers. The vehicle should be stopped at a finish line 50 ft. beyond the last marker. **No portion** of the vehicle should protrude beyond this line.

Vertical clearance judgment should be evaluated using a prop with a crossbar that is adjustable, based on the vehicle height. During the evaluation, the driver should drive forward and back through the prop with the crossbar at several differing heights, including one that is lower than the top of the vehicle. The prop should not be struck.



Step 1

Step 2



Arab Fire Safety and Security Academy (AFSSAC)
DRIVER OPERATOR/PUMPER
PERFORMANCE STANDARDS
NFPA 1002, 2017 Edition

Performance Test # 4

Pumping Hand and Master Streams

PERFORMANCE STANDARD

NFPA 1002-2017, 5.2.1

Produce effective hand or master streams

INSTRUCTIONS

At this station, you will be required to produce effective handline and master streams. You will begin by driving to the area of your water source in order to connect to that source. You will begin pumping from your on-board water supply tank and demonstrate transferring to your external water source. You will assemble and deploy all required hose, nozzles, valves, and appliances to complete this evolution. Personnel will be provided to operate the handlines and master streams. If you require assistance due to safety or weight of the equipment, ask me.

You are to flow water to the handline using on-board tank water. Once you have established and maintained the handline fire flow, I will direct you to transition to an external water source. You must maintain the handline flow and then establish fire flow to a master stream and then refill your on-board tank. Once you have demonstrated the ability to flow both a handline and master stream simultaneously, I will direct you to shut down the system.

EXAMINER NOTE

The Driver/Operator-Pumper candidate will not be allowed to review the performance steps at the time of testing.

PREPARATION & EQUIPMENT

Station uniform,
Fire department pumper,
Water source,
Hose,
Appliances,
Nozzles,
Valves.
Personnel to operate handlines or master streams.



Arab Fire Safety and Security Academy (AFSSAC)
DRIVER OPERATOR/PUMPER
PERFORMANCE STANDARDS
NFPA 1002, 2017 Edition

Candidate: _____ **Notes:** _____

Training Provider: _____

Test Site: _____

Examiner: _____

	<u>TEST</u>	<u>RETEST</u>
Performance Test # 4	Scored points	Scored points
1. Position the pumper to operate at a (hydrant) (static water source)...2pts		
2. Power transfer from vehicle engine to pump.....2pts		
3. Chock wheels.....2pts		
4. Draft (if applicable).....1pt		
5. Operate pumper pressure control systems.....2pts		
6. Operate the volume/pressure transfer valve (multistage pumps only).....2pts		s
7. Operate auxiliary cooling systems.....2pts		
8. Transition between internal and external water sources.....2pt		
9. Refill on-board water tank.....1pt		
10. Assemble hoselines, nozzles, valves, and appliances.....2pts		
Total Score		
RESULT	<input type="checkbox"/> pass <input type="checkbox"/> fail	<input type="checkbox"/> pass <input type="checkbox"/> fail

Required to pass:

Candidate must receive a mandatory score of 16 out of 18 points for passing.

Proctor Comments:

Proctor (Print & Sign): _____ **Date** _____

Re-Test Proctor (Print & Sign): _____ **Date** _____

Re-Test candidate (Print & Sign): _____ **Date** _____



Arab Fire Safety and Security Academy (AFSSAC)
DRIVER OPERATOR/PUMPER
PERFORMANCE STANDARDS
NFPA 1002, 2017 Edition

Performance Test # 5

Pump a Supply Line to a Second Pumper in a Relay Pumping Evolution

PERFORMANCE STANDARD

NFPA 1002-2017, 5.2.2

Pump a supply line to a second pumper in a relay pumping evolution

INSTRUCTIONS

At this station, you will be required to establish a relay pumping operation. The supply line to the second pumper will already be laid out. You must connect it to your pumper. Once I am satisfied that you have established and maintained the relay, I will direct you to breakdown the relay. You must do so safely and correctly.

You will begin by driving to the area of your water source in order to connect to that source. You will begin pumping from your on-board water supply tank and demonstrate transferring to your external water source. You will assemble and deploy all required hose, nozzles, valves, and appliances (other than the line to the second pumper) to complete this evolution. Personnel will be provided to operate the second pumper and handlines or master streams. If you require assistance due to safety or weight of the equipment, ask me.

EXAMINER NOTE

The Driver/Operator-Pumper candidate will not be allowed to review the performance steps at the time of testing.

PREPARATION & EQUIPMENT

Station uniform
Two fire department pumpers
Water source
Hose
Appliances
Nozzles
Valves.
Personnel to operate second pumper and handlines or master streams.



Arab Fire Safety and Security Academy (AFSSAC)
DRIVER OPERATOR/PUMPER
PERFORMANCE STANDARDS
NEPA 1002, 2017 Edition

Candidate: _____ **Notes:** _____

Training Provider: _____

Test Site: _____

Examiner: _____

NFPA 1002-2017, 5.2.2	<u>TEST</u>		<u>RETEST</u>	
Performance Test # 5	Scored points		Scored points	
1. Position the pumper to operate at a (hydrant) (static water source).....2pts				
2. Power transfer from vehicle engine to pump.....2pts				
3. Chock wheels.....2pts				
4. Draft (if applicable).....1pt				
5. Operate pumper pressure control systems.....2pts				
6. Operate the volume/pressure transfer valve (multistage pumps only).....2pts				
7. Operate auxiliary cooling systems.....2pts				
8. Transition between internal and external water sources.....2pts				
9. Refill on-board water tank.....1pt				
10. Assemble hoselines, nozzles, valves, and appliance.....2pts				
11. Maintain at least 20 p.s.i. to second pumper at all times in the evolution.....2pts				
Total Score				
RESULT	<input type="checkbox"/> pass	<input type="checkbox"/> fail	<input type="checkbox"/> pass	<input type="checkbox"/> fail

Required to pass:

Candidate must receive a mandatory score of 18 out of 20 points for passing.

Proctor Comments:

Proctor (Print & Sign): _____ **Date** _____

Re-Test Proctor (Print & Sign): _____ **Date** _____

Re-Test candidate (Print & Sign): _____ **Date** _____



Arab Fire Safety and Security Academy (AFSSAC)
DRIVER OPERATOR/PUMPER
PERFORMANCE STANDARDS
NFPA 1002, 2017 Edition

Performance Test # 6

Pump a Foam Fire Stream

PERFORMANCE STANDARD

NFPA 1002-2017, 5.2.3

Produce a Foam Fire Stream

INSTRUCTIONS

At this station, you will be required to establish a foam fire stream. You must establish a water supply and assemble all the components of a foam fire stream. You are not being evaluated on application of the finished foam.

You will begin by driving to the area of your water source in order to connect to that source. You will begin pumping from your on-board water supply tank and demonstrate transferring to your external water source. You will assemble and deploy all required hose, nozzles, valves, and appliances to complete this evolution. Personnel will be provided to operate the handlines or master streams. If you require assistance due to safety or weight of the equipment, ask me.

EXAMINER NOTE

The Driver/Operator-Pumper candidate will not be allowed to review the performance steps at the time of testing.

PREPARATION & EQUIPMENT

Station uniform
Fire department pumper
Water source
Hose
Appliances
Nozzles
Valves
Foam concentrate
Personnel to operate handlines or master streams.



Arab Fire Safety and Security Academy (AFSSAC)
DRIVER OPERATOR/PUMPER
PERFORMANCE STANDARDS
NFPA 1002, 2017 Edition

Candidate: _____ **Notes:** _____

Training Provider: _____

Test Site: _____

Examiner: _____

	<u>TEST</u>	<u>RETEST</u>
Performance Test # 6	Scored points	Scored points
1. Position the pumper to operate at a (hydrant) (static water source).....2pts		
2. Power transfer from vehicle engine to pump.....2pts		
3. Chock wheels.....2pts		
4. Draft (if applicable)..... 1pt		
5. Operate pumper pressure control systems.....2pts		
6. Operate the volume/pressure transfer valve (multistage pumps only)...2pts		
7. Operate auxiliary cooling systems.....2pts		
8. Transition between internal and external water sources.....2pts		
9. Refill on-board water tank.....1pt		
10. Assemble hoselines, nozzles, valves, and appliances.....2pts		
11. Operate foam proportioning equipment.....2pts		
12. Connect foam stream equipment.....2pts		
Total Score		
RESULT	<input type="checkbox"/> pass	<input type="checkbox"/> fail

Required to pass:

Candidate must receive a mandatory score of 20 out of 22 points for passing.

Proctor Comments:

Proctor (Print & Sign): _____ **Date** _____

Re-Test Proctor (Print & Sign): _____ **Date** _____

Re-Test candidate (Print & Sign): _____ **Date** _____



Arab Fire Safety and Security Academy (AFSSAC)
DRIVER OPERATOR/PUMPER
PERFORMANCE STANDARDS
NFPA 1002, 2017 Edition

Performance Test # 7

Pumping Water to Sprinkler and Standpipe Systems

PERFORMANCE STANDARD

NFPA 1002-2017, 5.2.4

Supply water to fire Sprinkler and Standpipe systems

INSTRUCTIONS

At this station, you will be required to establish and maintain a water supply to (an FDC) (a second pumper simulating an FDC) that supplies a (fire sprinkler system) (standpipe system). You will begin by driving to the area of your water source in order to connect to that source. You will begin pumping from your on-board water supply tank and demonstrate transferring to your external water source. You will assemble and deploy all required hose, nozzles, valves, and appliances to complete this evolution. (An operator will be provided to operate the second pumper.) If you require assistance due to safety or weight of the equipment, ask me.

EXAMINER NOTE

The Driver/Operator-Pumper candidate will not be allowed to review the performance steps at the time of testing.

PREPARATION & EQUIPMENT

Station uniform
Fire department pumper
Water source
Hose
Appliances
Nozzles
Valves
FDC (or a Second Pumper & Operator to Simulate FDC.)



Arab Fire Safety and Security Academy (AFSSAC)
DRIVER OPERATOR/PUMPER
PERFORMANCE STANDARDS
NFPA 1002, 2017 Edition

Candidate: _____ **Notes:** _____

Training Provider: _____

Test Site: _____

Examiner: _____

NFPA 1002-2017, 5.2.4	<u>TEST</u>	<u>RETEST</u>
Performance Test # 7	Scored points	Scored points
1. Position the pumper to operate at a (hydrant) (static water source)..... 2pts		
2. Power transfer from vehicle engine to pump.....2pts		
3. Chock wheels.....2pts		
4. Draft (if applicable).....1pt		
5. Operate pumper pressure control systems.....2pts		
6. Operate the volume/pressure transfer valve (multistage pumps only)...2pts		
7. Operate auxiliary cooling systems.....2pts		
8. Transition between internal and external water sources.....2pts		
9. Refill on-board water tank.....1pt		
10. Assemble hoselines, nozzles, valves, and appliances.....2pts		
11. Operate at correct pressure to supply water to an FDC in support of a (fire sprinkler) (standpipe) system.....2pts		
Total Score		
RESULT	<input type="checkbox"/> pass	<input type="checkbox"/> fail
	<input type="checkbox"/> pass	<input type="checkbox"/> fail

Required to pass:

Candidate must receive a mandatory score of 18 out of 20 points for passing.

Proctor Comments:

Proctor (Print & Sign): _____ **Date** _____

Re-Test Proctor (Print & Sign): _____ **Date** _____

Re-Test candidate (Print & Sign): _____ **Date** _____



Arab Fire Safety and Security Academy (AFSSAC)
DRIVER OPERATOR/PUMPER
PERFORMANCE STANDARDS
NEPA 1002, 2017 Edition

Performance Test # 8

Initiate Emergency Response

PERFORMANCE STANDARD

Initiate a response to a reported emergency, so that all necessary information is obtained, communications equipment is operated correctly, and the information is relayed promptly and accurately to the dispatch center

INSTRUCTIONS

At this station, you will receive a call from a citizen that will initiate an emergency response or will deal with a routine matter. Appropriate deal with the caller, operate the communications gear, and relay the information in an appropriate manner.

PREPARATION & EQUIPMENT

Department SOP/SOG
Communication equipment
Paper
Pencil



Arab Fire Safety and Security Academy (AFSSAC)
DRIVER OPERATOR/PUMPER
PERFORMANCE STANDARDS
NFPA 1002, 2017 Edition

Candidate: _____ **Notes:** _____

Training Provider: _____

Test Site: _____

Examiner: _____

NFPA 1002: 4.4.1	<u>TEST</u>	<u>RETEST</u>
Performance Test # 8	Scored points	Scored points
Verbalize how the alarm is received.....1pts		
Write proper address and nature of the emergency.....1pts		
Promptly contacts dispatch by radio indicating an alarm has been received.....1pts		
Notify dispatch that a response to the emergency has been Initiated.....1pts		
Total Score		
RESULT	<input type="checkbox"/> pass	<input type="checkbox"/> fail

Required to pass:

Candidate must receive a mandatory score of 3 out of 4 points for passing.

Proctor Comments:

Proctor (Print & Sign): _____ **Date** _____

Re-Test Proctor (Print & Sign): _____ **Date** _____

Re-Test candidate (Print & Sign): _____ **Date** _____



Arab Fire Safety and Security Academy (AFSSAC)
DRIVER OPERATOR/PUMPER
PERFORMANCE STANDARDS
NEPA 1002, 2017 Edition

Performance Test # 9

Phone Operations

PERFORMANCE STANDARD

Given a fire department phone, receive a telephone call, so that procedures for answering the phone are used and the caller's information is relayed

INSTRUCTIONS

At this station you will be able to operate fire station telephone and required to record the information.

PREPARATION & EQUIPMENT

Telephone
Paper
Pencil



Arab Fire Safety and Security Academy (AFSSAC)
DRIVER OPERATOR/PUMPER
PERFORMANCE STANDARDS
NFPA 1002, 2017 Edition

Candidate: _____ **Notes:** _____

Training Provider: _____

Test Site: _____

Examiner: _____

NFPA 1002: 4.4.2	<u>TEST</u>	<u>RETEST</u>
Performance Test # 9	Scored points	Scored points
Answer the call promptly.....1pts		
Identify himself/herself and the department to the caller.....1pts		
Ensure paper and pencils (or pen) are available1pts		
Take an appropriate message (e.g.: date, time, caller, caller's phone number and person taking call).....1pts		
End the call courteously and in a timely manner		
Deliver a message or transfer the call to the appropriate person.....1pts		
Total Score		
RESULT	<input type="checkbox"/> pass	<input type="checkbox"/> fail

Required to pass:

Candidate must receive a mandatory score of 4 out of 5 points for passing.

Proctor Comments:

Proctor (Print & Sign): _____ **Date** _____

Re-Test Proctor (Print & Sign): _____ **Date** _____

Re-Test candidate (Print & Sign): _____ **Date** _____



Arab Fire Safety and Security Academy (AFSSAC)
DRIVER OPERATOR/PUMPER
PERFORMANCE STANDARDS
NEPA 1002, 2017 Edition

Performance Test # 10

Radio Operations

PERFORMANCE STANDARD

Transmit and receive messages via the fire department radio, so that the information is accurate, complete, clear, and relayed within the time established by fire department policy and procedure

INSTRUCTIONS

At this station, you will be required to operate a fire department radio to receive and transmit both routine and emergency traffic. You will be required to discriminate between routine and emergency traffic and act appropriately.

PREPARATION & EQUIPMENT

Fire department mobile or portable radio
Interior structure props (simulating lost/trapped, stuck, falling through a floor, or collapsed on),
Full protective clothing
SCBA (on air)



Arab Fire Safety and Security Academy (AFSSAC)
DRIVER OPERATOR/PUMPER
PERFORMANCE STANDARDS
NFPA 1002, 2017 Edition

Candidate: _____ **Notes:** _____

Training Provider: _____

Test Site: _____

Examiner: _____

NFPA 1002: 4.4.3	<u>TEST</u>	<u>RETEST</u>
Performance Test # 10	Scored points	Scored points
Determine there is no other radio traffic before transmitting (unless emergency traffic).....1pts		
Have microphone within 1-2 inches of mouth (or speaking device of SCBA).....1pts		
Speak calmly, clearly, distinctly and at a medium speed..... 1pts		
Transmit a message that is brief, accurate and to the point.....1pts		
Identify who the message is addressed to.....1pts		
Identify the person or unit transmitting.....1pts		
Provides correct information during emergent situation (i.e. firefighter mayday).....1pts		
Acknowledges information back from command (if applicable).....1pts		
Total Score		
RESULT	<input type="checkbox"/> pass	<input type="checkbox"/> fail
	<input type="checkbox"/> pass	<input type="checkbox"/> fail

Required to pass:

Candidate must receive a mandatory score of 6 out of 8 points for passing.

Proctor Comments:

Proctor (Print & Sign): _____ **Date** _____

Re-Test Proctor (Print & Sign): _____ **Date** _____

Re-Test candidate (Print & Sign): _____ **Date** _____



Arab Fire Safety and Security Academy (AFSSAC)
DRIVER OPERATOR/PUMPER
PERFORMANCE STANDARDS
NEPA 1002, 2017 Edition

Performance Test # 11

ACTIVATE AN EMERGENCY CALL FOR ASSISTANCE

PERFORMANCE STANDARD

The ability to initiate an emergency call for assistance in accordance with the AHJ's procedures

INSTRUCTIONS

While operating at a simulated fire scene, you shall activate an emergency call for assistance using the department SOP's so that the firefighter can be located and rescued with necessary resources.

PREPARATION & EQUIPMENT

Given vision-obscured conditions
Full PPE



Arab Fire Safety and Security Academy (AFSSAC)
DRIVER OPERATOR/PUMPER
PERFORMANCE STANDARDS
NFPA 1002, 2017 Edition

Candidate: _____ **Notes:** _____

Training Provider: _____

Test Site: _____

Examiner: _____

NFPA 1002: 4.4.4	<u>TEST</u>		<u>RETEST</u>
Performance Test # 11	Scored points		Scored points
CLEANING AND INSPECTION			
Determine the need to declare a MAYDAY 2 pts			
Announce "MAYDAY, MAYDAY, MAYDAY" over the emergency communications channel 2 pts			
Provide command your information per local SOP's LUNARS..... 2 pts			
Activate PASS device and press radio emergency button, if so equipped..... 1 pts			
If able, move to a wall and position yourself according to local SOP's 2 pts			
Activate flashlight and point towards the ceiling 2 pts			
Use tool or object to make noise; remain calm and conserve air; stay in contact with command 1 pts			
Total Score			
RESULT	<input type="checkbox"/>	<input type="checkbox"/>	<input type="checkbox"/>
	pass	fail	pass
			fail

Required to pass:

Candidate must receive a mandatory score of 10 out of 12 points for passing.

Proctor Comments:

Proctor (Print & Sign): _____ **Date** _____

Re-Test Proctor (Print & Sign): _____ **Date** _____

Re-Test candidate (Print & Sign): _____ **Date** _____



Arab Fire Safety and Security Academy (AFSSAC)
DRIVER OPERATOR/PUMPER
PERFORMANCE STANDARDS
NEPA 1002, 2017 Edition

Performance Test # 12

Apparatus Response

PERFORMANCE STANDARD

Respond on an apparatus to an emergency scene, so that the apparatus is correctly mounted and dismounted, seat belts are used while the vehicle is in motion, and other personal protective equipment is correctly used

INSTRUCTIONS

At this station, you will be required to safely mount this apparatus, assume a seated position in the rear portion of the cab, and prepare to depart, simulating an emergency response as a member of the apparatus' crew. When you are completely prepared to depart the station on the simulated emergency run, tell me so that I may check you. Once I have completed checking you, you will be required to safely dismount the apparatus as if you had arrived on-scene

PREPARATION & EQUIPMENT

Fire apparatus
Personal protective equipment
Hearing protection
Eye protection (*for those not in enclosed cabs*)
SCBA's for departments/organizations that allow or require firefighters to don SCBA's while in route to the emergency.



Arab Fire Safety and Security Academy (AFSSAC)
DRIVER OPERATOR/PUMPER
PERFORMANCE STANDARDS
NFPA 1002, 2017 Edition

Candidate: _____ **Notes:** _____

Training Provider: _____

Test Site: _____

Examiner: _____

NFPA 1002: 5.2.1	<u>TEST</u>	<u>RETEST</u>
Performance Test # 12	Scored points	Scored points
MOUNTING		
Properly don personal protective clothing.....2pts		
State that the vehicle is not in motion.....P/F		
Mount fire apparatus using handrails.....2pts		
Close door, safety bar, gate to cab or compartment.....1pts		
Sit and fasten seat beltP/F		
Correctly use any other personal protective equipment furnished.....1pts		
DISMOUNTING		
Wait for order(s) before leaving apparatus.....1pts		
State that vehicle is completely stopped before leaving apparatus.....P/F		
Look for hazards before stepping off vehicle.....1pts		
Safely step from vehicle using handrails.....2pts		
Total Score		
RESULT	<input type="checkbox"/> pass	<input type="checkbox"/> fail
	<input type="checkbox"/> pass	<input type="checkbox"/> fail

Required to pass:

Candidate must receive a mandatory score of 8 out of 10 points for passing.

Proctor Comments:

Proctor (Print & Sign): _____ **Date** _____

Re-Test Proctor (Print & Sign): _____ **Date** _____

Re-Test candidate (Print & Sign): _____ **Date** _____



Arab Fire Safety and Security Academy (AFSSAC)
DRIVER OPERATOR/PUMPER
PERFORMANCE STANDARDS
NEPA 1002, 2017 Edition

Performance Test # 13

Emergency Scene Operations

PERFORMANCE STANDARD

Establish and operate in work areas at emergency scenes, structure fire and roadway emergency scenes, traffic hazards and downed electrical wires, so that procedures are followed, protective equipment is worn, protected work areas are established, and the candidate performs assigned tasks only in established, protected work areas

INSTRUCTIONS

At this station, you will be required to respond on this apparatus as a member of its crew to the simulated scene of a motor vehicle accident. Upon arrival, you will dismount the apparatus and set out traffic control devices to establish a safe work area in which to conduct vehicle extrication operations, and then prepare to participate in those operations.

PREPARATION & EQUIPMENT

Fire apparatus
Personal protective equipment
Traffic control devices



Arab Fire Safety and Security Academy (AFSSAC)
DRIVER OPERATOR/PUMPER
PERFORMANCE STANDARDS
NFPA 1002, 2017 Edition

Candidate: _____ **Notes:** _____

Training Provider: _____

Test Site: _____

Examiner: _____

	<u>TEST</u>	<u>RETEST</u>
	Scored points	Scored points
NFPA 1002: 5.2.2		
Performance Test # 13		
Survey emergency scene for hazards according to department SOP's... 1pts		
Identify potential for injury based on identified hazards..... 1pts		
Verbalize a plan for mitigation of hazards.....P/F		
Properly dismounts apparatus with PPE correctly worn.....2pts		
Using traffic cones, and verbalizing the placement of apparatus, establish a safe work area..... 1pts		
Verbalize how structure, roadway emergency scenes, traffic hazards, and downed power lines would be treated and isolated.....P/F		
Verbalize dynamic nature of scene safety (<i>other potential hazards</i>)....P/F		
Describe measures to ensure continued scene safety..... 1pts		
Total Score		
RESULT	<input type="checkbox"/> pass	<input type="checkbox"/> fail
	<input type="checkbox"/> pass	<input type="checkbox"/> fail

Required to pass:

Candidate must receive a mandatory score of 5 out of 6 points for passing.

Proctor Comments:

Proctor (Print & Sign): _____ **Date** _____

Re-Test Proctor (Print & Sign): _____ **Date** _____

Re-Test candidate (Print & Sign): _____ **Date** _____



Arab Fire Safety and Security Academy (AFSSAC)
DRIVER OPERATOR/PUMPER
PERFORMANCE STANDARDS
NEPA 1002, 2017 Edition

Performance Test # 14

Water Supply

PERFORMANCE STANDARD

Connect a pumper apparatus to water supply as a member of a team, so that connections are tight and water flow is unobstructed

INSTRUCTIONS

At this station, you will be required to connect a pumper to a water supply. Working by yourself, you will complete the pumper to hydrant connection for both a forward and reverse lay. Additionally, you will make the hydrant to pumper connection using a soft-sleeve intake supply hose. You must operate the hydrant safely and correctly. As a member of a team, you will deploy two (2) portable water tanks and equipment necessary to transfer water between them. You will connect all hose and equipment necessary to draft water from one of the tanks to the pumper. You will not need to actually move water, only to deploy the equipment and establish all connections for the driver/operator to do so.

PREPARATION & EQUIPMENT

Full personal protective equipment with SCBA (as determined by Certifying Officer)
Hydrant kit
Appropriate supply line (min. 2 ½ hose line)



Arab Fire Safety and Security Academy (AFSSAC)
DRIVER OPERATOR/PUMPER
PERFORMANCE STANDARDS
NFPA 1002, 2017 Edition

Candidate: _____ Notes: _____

Training Provider: _____

Test Site: _____

Examiner: _____

	<u>TEST</u>	<u>RETEST</u>
Performance Test # 14	Scored points	Scored points
FIRE HYDRANT CONNECTION VIA FORWARD & REVERSE LAY		
Connect supply hose to hydrant2pts		
Connect supply hose to pumper intake1pts		
Remove kinks from hose1pts		
Fully open hydrant1pts		
At end of operation, fully close the hydrant.....1pts		
Place all equipment and hydrant in a ready condition1pts		
STATIC WATER SOURCE		
Deploy portable water tank2pts		
Check gaskets on the hard suction hose for dirt, gravel or defects ...1pts		
Connect strainer <i>or</i> foot <i>or</i> float to hose1pts		
Fasten rope/strap to strainer to aid in handling the hose1pts		
Connect hard suction hose to pumper1pts		
Use rubber mallet to ensure air tight connections1pts		
Lower hose and strainer into static water source1pts		
Signal pumper operator to start drafting procedure2pts		
Total Score		
RESULT	<input type="checkbox"/> pass	<input type="checkbox"/> fail
	<input type="checkbox"/> pass	<input type="checkbox"/> fail

Required to pass:

Candidate must receive a mandatory score of 15 out of 17 points for passing.

Proctor Comments:

Proctor (Print & Sign): _____ Date _____

Re-Test Proctor (Print & Sign): _____ Date _____

Re-Test candidate (Print & Sign): _____ Date _____